



# Texas Homeless Network 2013 Point-In-Time Results

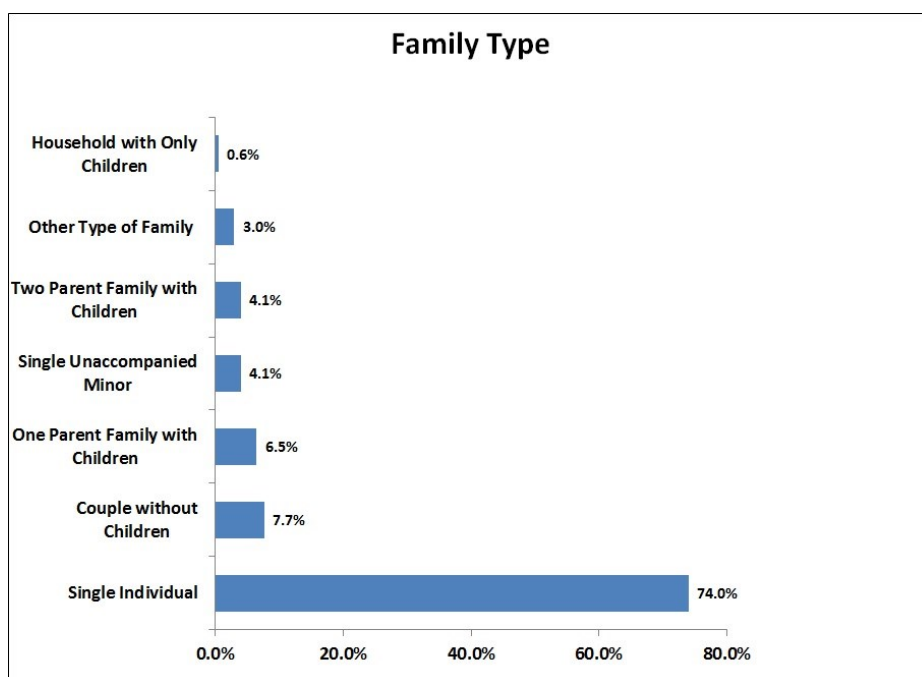
## Denton

| Contents                                 |   |
|--|---|
| Respondent History                       | 2 |
| Causes of Homelessness                   | 3 |
| Employment & Education                   | 4 |
| Health Care                              | 5 |
| Treatment Services & Institutional Stays | 6 |
| Veteran Statistics                       | 7 |
| Location & Community Needs               | 8 |
| Housing Needs & Homeless Estimates       | 9 |

Every year HUD requires all Continuum to collect data on homelessness at a single point-in-time during the last week in January. The Texas Homeless Network annually assists communities with their Point-in-Time homeless survey preparation and data analysis. This report is a compilation of data collected on the day of January 24, 2013, by members of the Denton County Homeless Coalition.

The “known location” methodology was used by volunteers who surveyed persons found at sites identified by the community to be where those suffering from homelessness are known to congregate. The resulting survey sample is represented by people in homeless situations and persons who are at risk of becoming homeless. The number of survey responses does not represent the total population suffering from homelessness, so estimates are provided in this report. This information is used by local communities in the development of short and long-term strategies to alleviate homelessness.

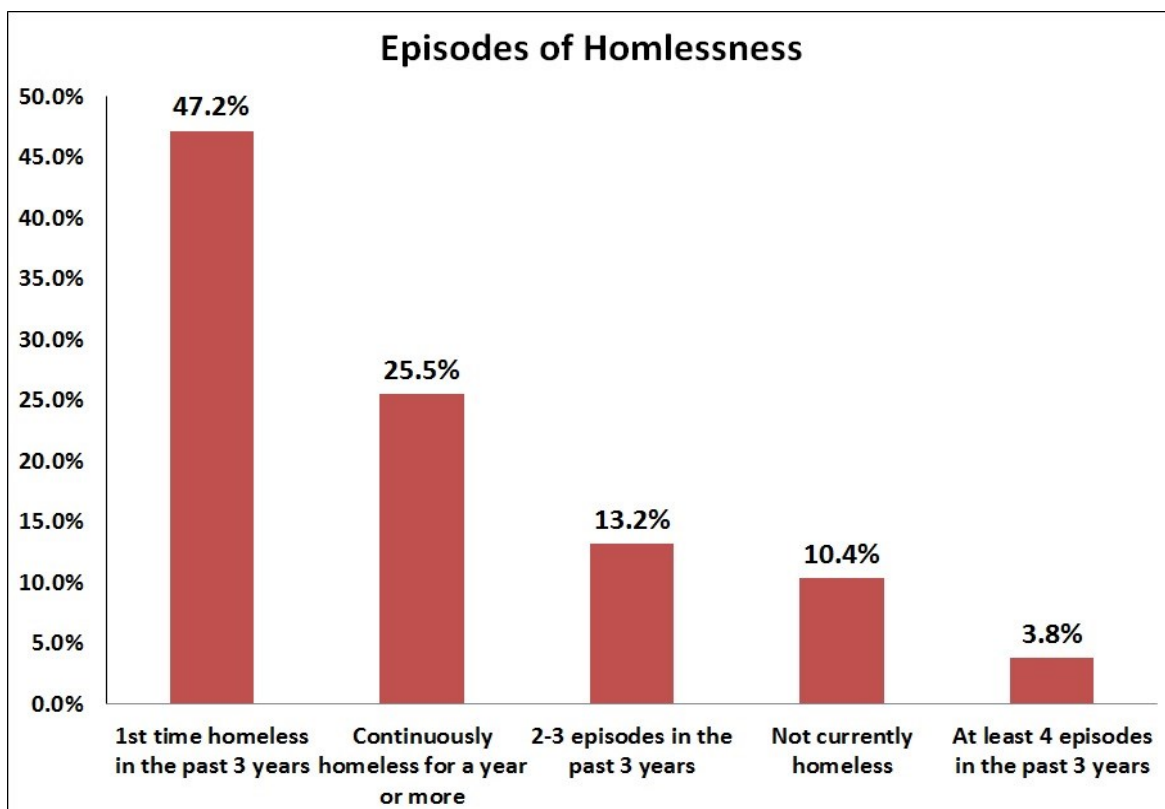
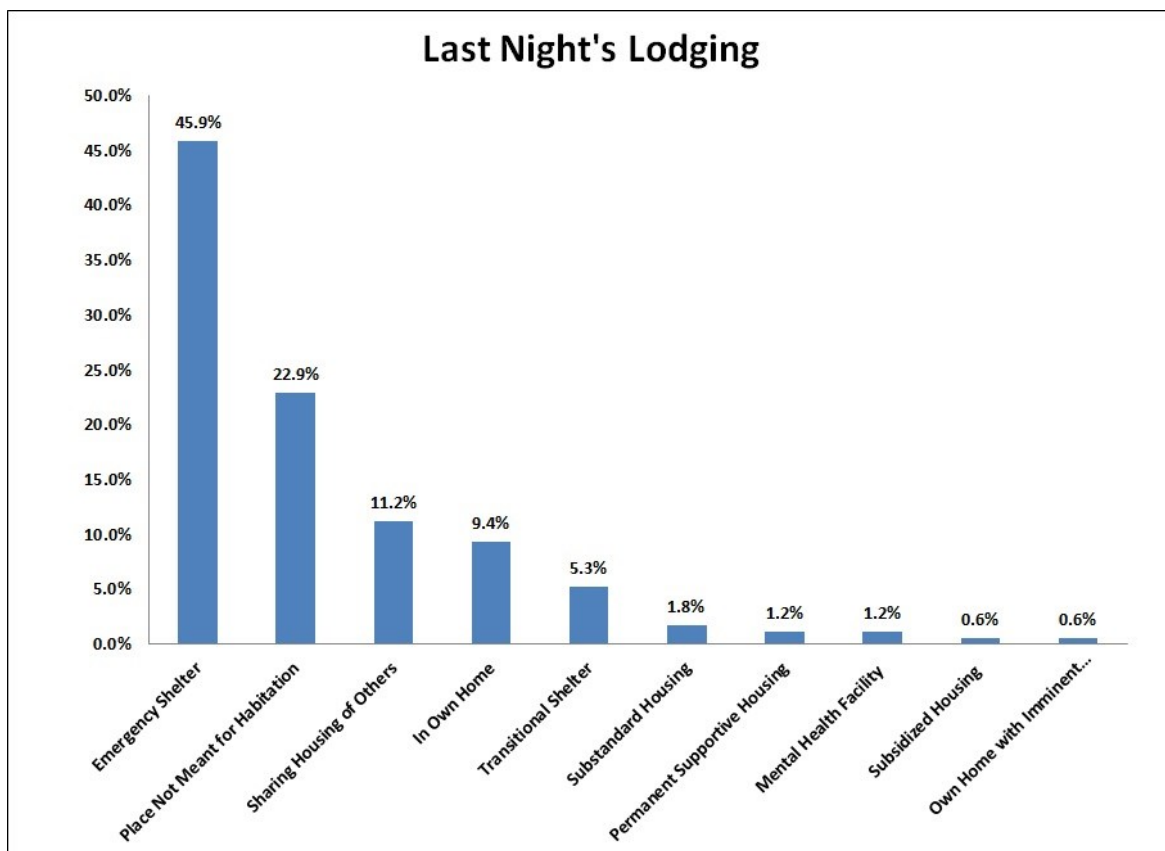
### BASIC DEMOGRAPHICS QUICK REFERENCE OF 238 PEOPLE COUNTED



|                                  |       |
|----------------------------------|-------|
| Average age of all participants  | 43.4  |
| Median age of participants       | 45.3  |
| Male                             | 61.6% |
| Female                           | 38.4% |
| White                            | 74.0% |
| Black/African-American           | 20.1% |
| Asian American                   | 1.2%  |
| American Indian or Alaska Native | 4.7%  |
| Hispanic/Latino                  | 9.7%  |
| Households with children         | 15.3% |
| Median age of Children           | 8.02  |
| Chronic Homelessness             | 29.3% |

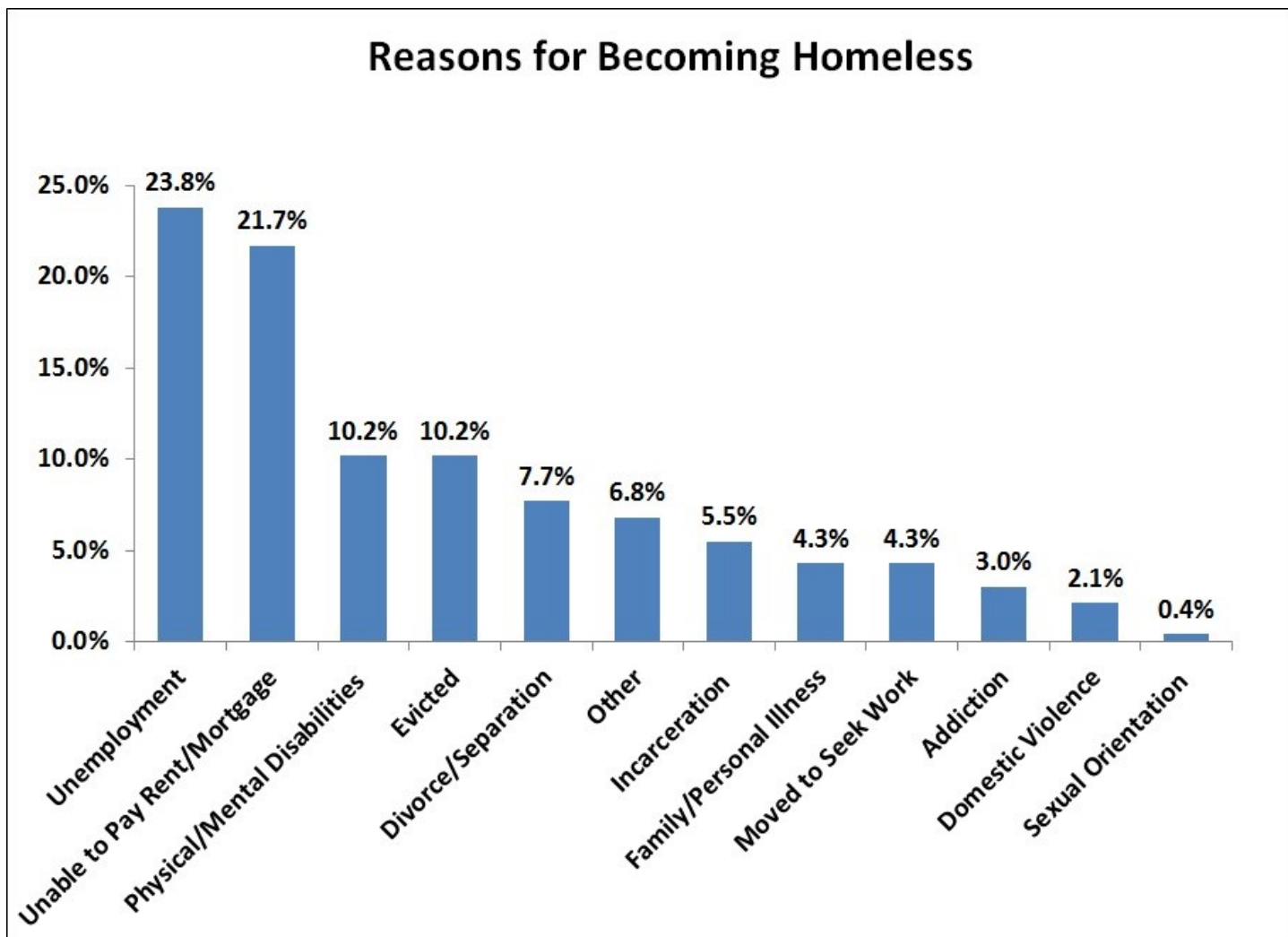
238 people were accounted for in the survey. 184 adults and 54 children.

## RESPONDENT HISTORY

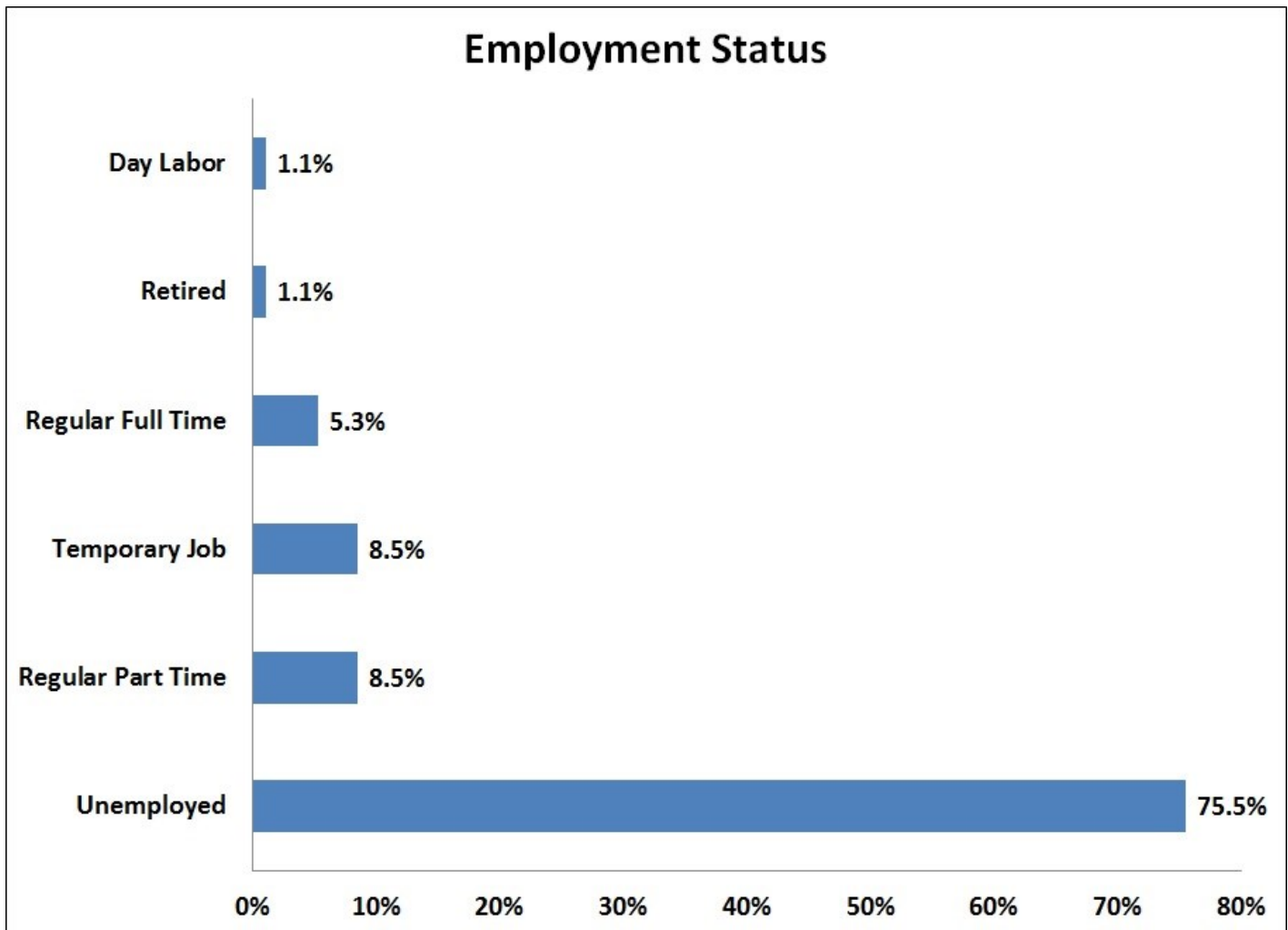


<sup>1</sup> §11302. General definition of homeless individual: (a) In general For purposes of this chapter, the term "homeless" or "homeless individual or homeless person" includes: 1. an individual who lacks a fixed, regular, and adequate nighttime residence; and 2. an individual who has a primary nighttime residence that is – A. a supervised publicly or privately operated shelter designed to provide temporary living accommodations (including welfare hotels, congregate shelters, and transitional housing for the mentally ill); B. an institution that provides a temporary residence for individuals intended to be institutionalized; or C. a public or private place not designed for, or ordinarily used as, a regular sleeping accommodation for human beings.

## CAUSES OF HOMELESSNESS

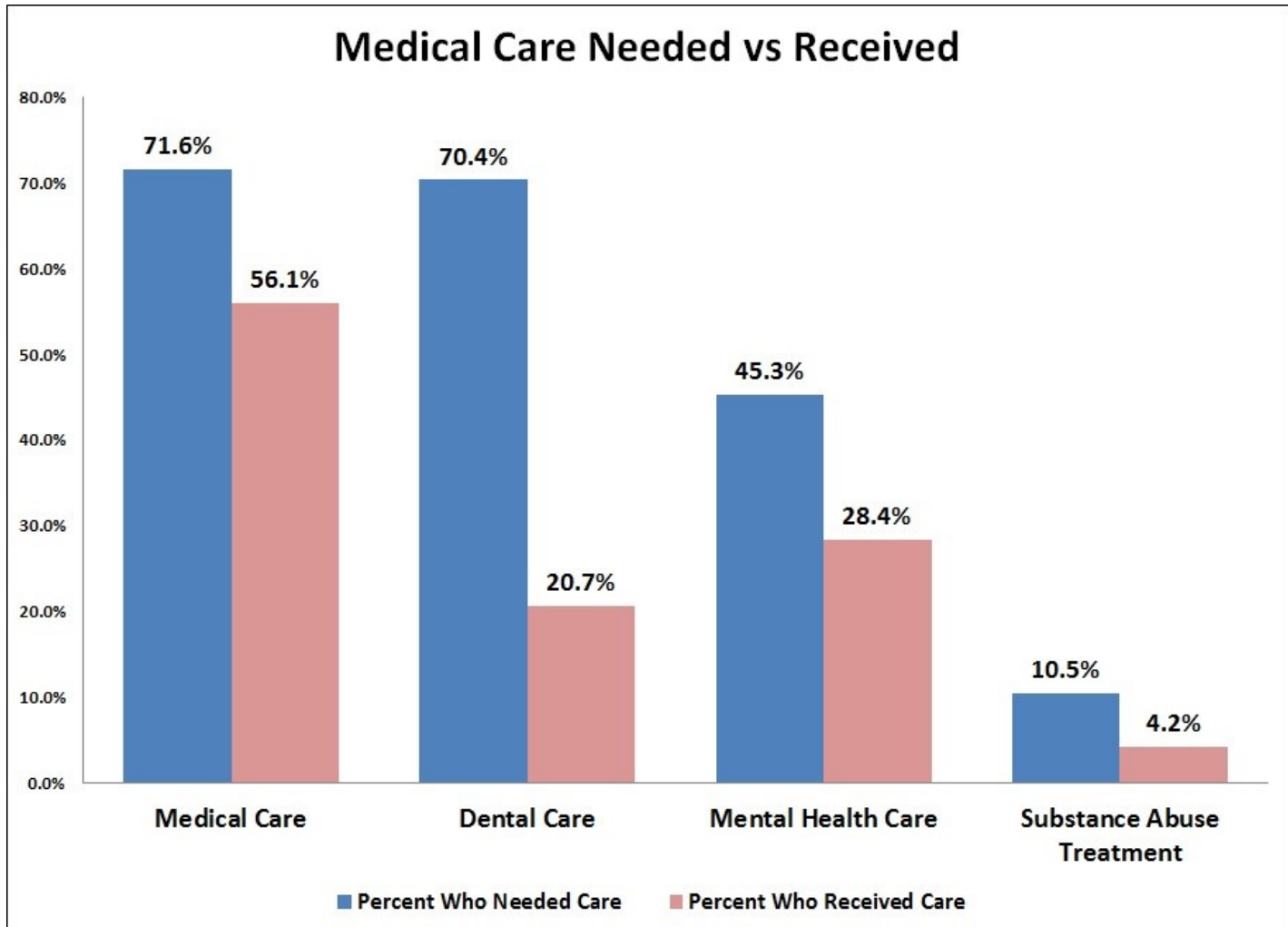


## EMPLOYMENT AND EDUCATION



- **71.4%** of respondents indicated that they were able to work.
- Those that work, average **31.86** hours per week, and their median monthly income was **\$710.00**.
- Median length of unemployment is **4 years**.
- **70.5%** of respondents report attaining a high school diploma or higher degree in this sample.
- **29.5%** did not graduate high school.

## HEALTH CARE



| Health Care Need          | Majority Received From            | Percentage |
|---------------------------|-----------------------------------|------------|
| Medical                   | Emergency Room                    | 40.3%      |
| Dental                    | Private Doctor / Community Clinic | 35.0% each |
| Mental Health             | MHMR                              | 53.8%      |
| Substance Abuse Treatment | “Other”                           | 40.0%      |

## TREATMENT SERVICES AND INSTITUTIONAL STAYS

### Receiving Treatment For:

|                          |       |
|--------------------------|-------|
| Mental Illness           | 35.4% |
| Drug Abuse               | 14.6% |
| Other Physical Condition | 39.6% |
| Alcohol Abuse            | 10.4% |

### Institutional Stays:

|   |       |
|---|-------|
| Jail or Prison                            | 50.8% |
| Substance Abuse Treatment Facility        | 24.2% |
| State Hospital or Long Term Care Facility | 17.7% |
| Foster Care                               | 6.5%  |
| Other                                     | 0.8%  |

Prior to entering these institutions, 45.4% of respondents were homeless.

Upon leaving the institution, 44.6% remained homeless.

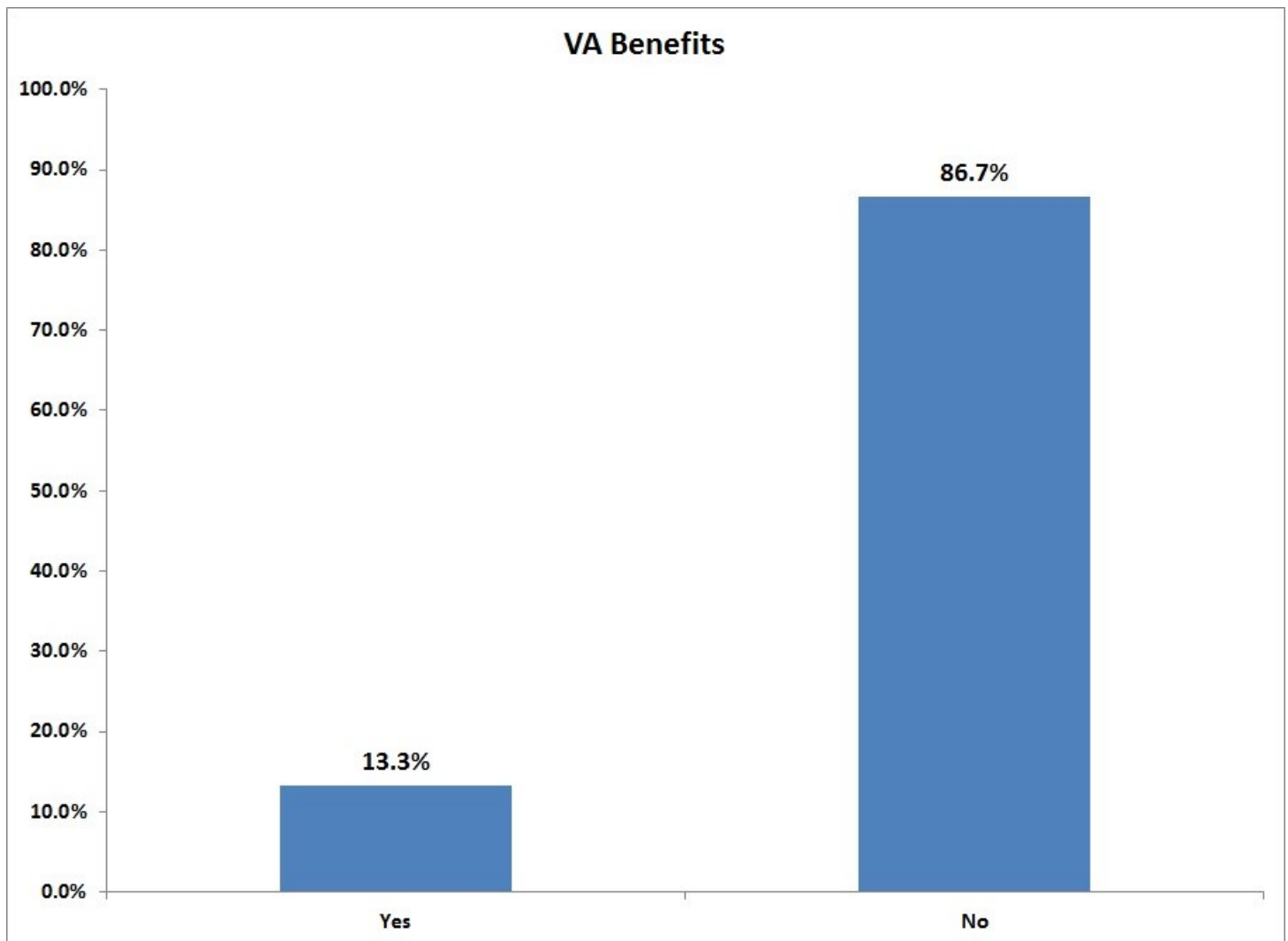
## VETERAN STATISTICS

**Respondents indicating having served in the United States Armed Forces: 18.7%**

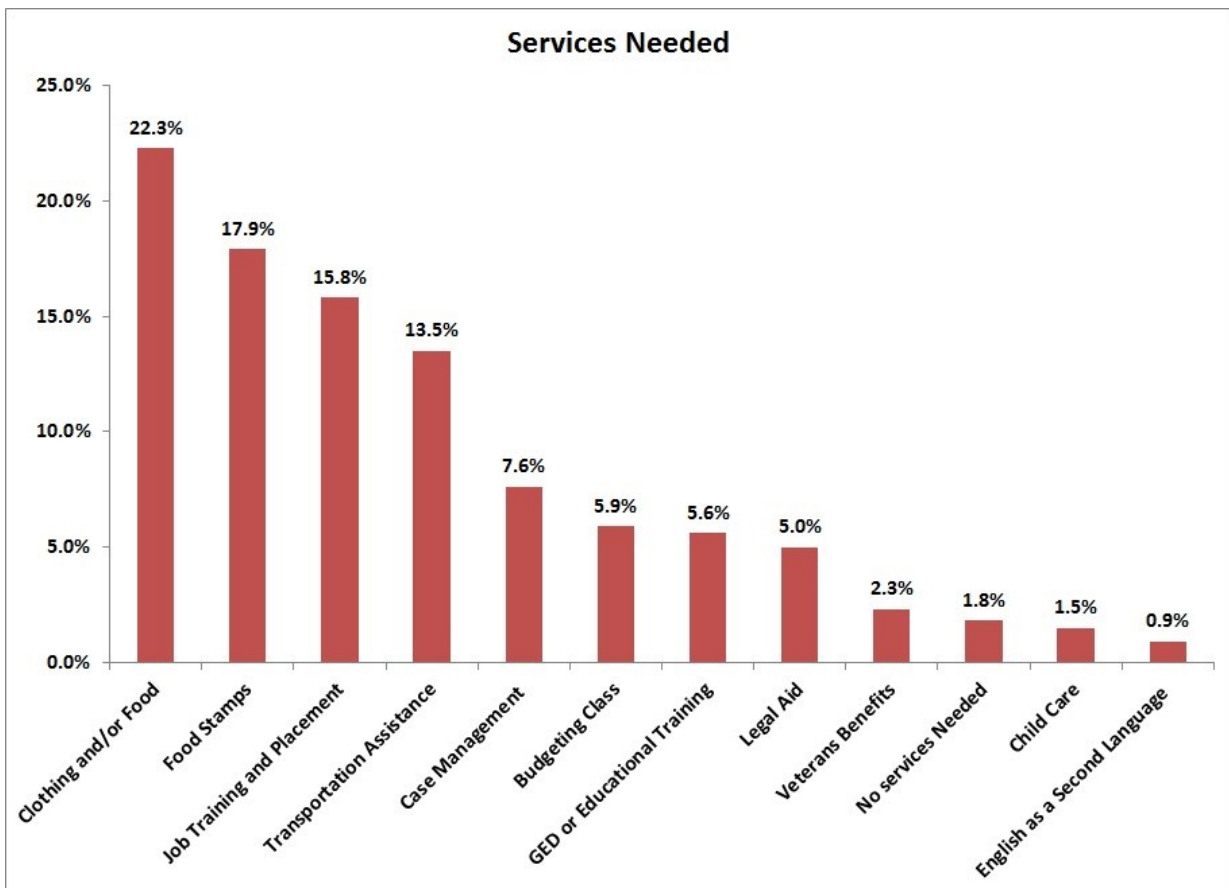
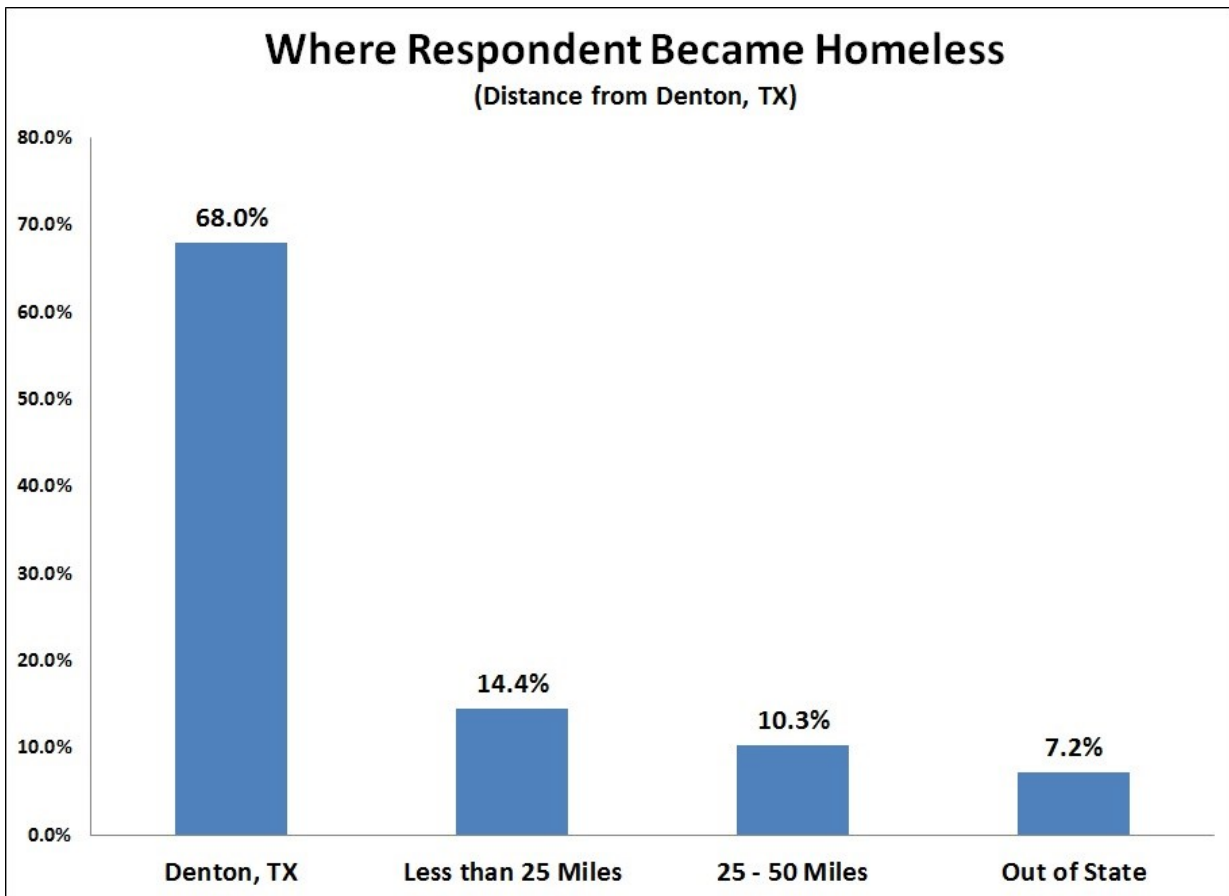
**Median length of service was 3 years.**

**Of those who served in the armed forces, 14.3% were called to active duty as a member of the National Guard or a Reservist.**

| Tour of Duty | Percent Served |
|--------------|----------------|
| Vietnam      | 42.1           |
| Kuwait       | 15.8           |
| Iraq         | 5.3            |
| Other        | 36.8           |

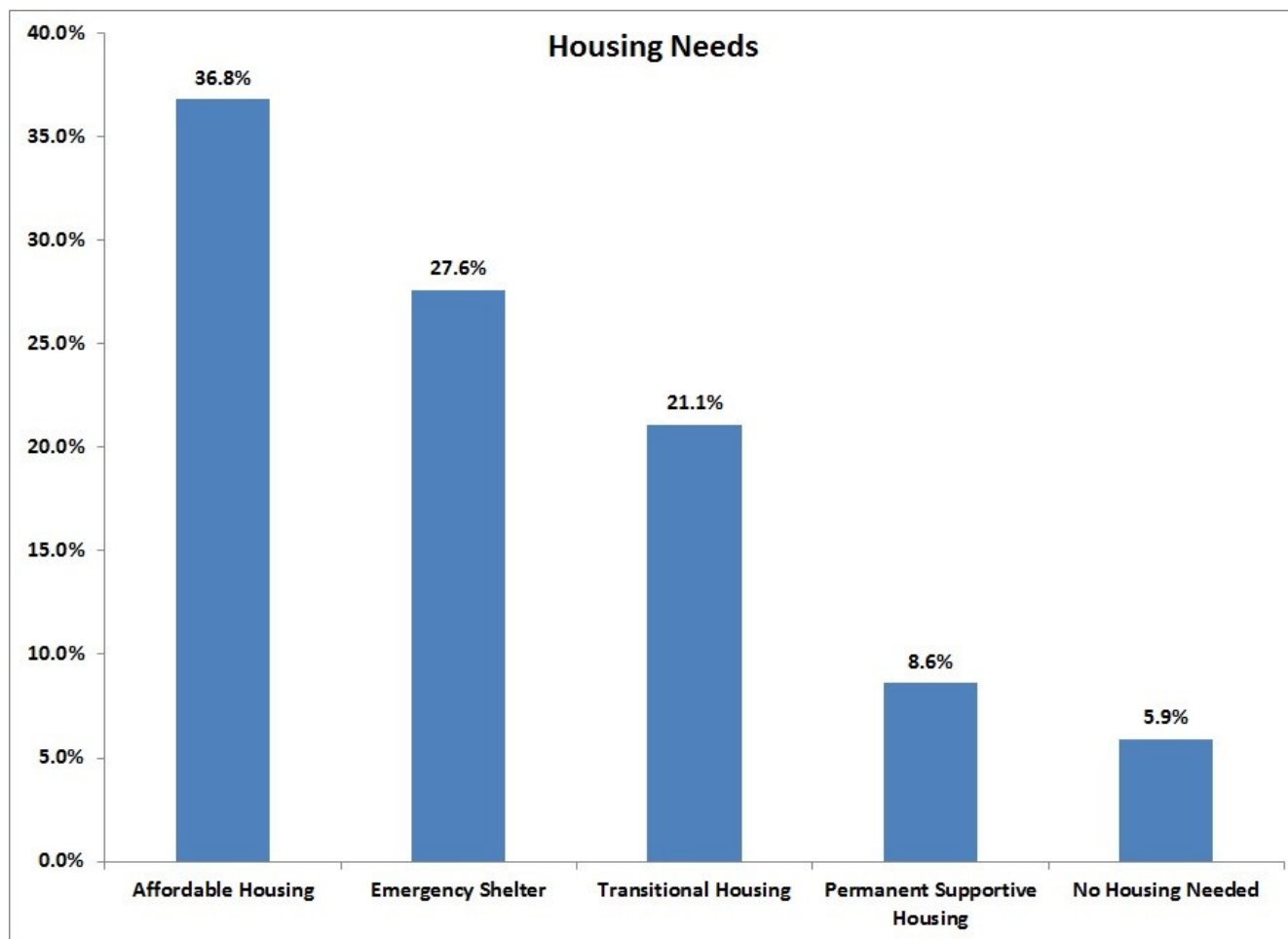


## LOCATION AND COMMUNITY NEEDS





# HOUSING NEEDS & ESTIMATES



---

PIT homeless estimate for  
Denton: 832

Annualized homeless  
population estimates for  
Denton: 921

---

## Details of Homelessness

With the range of homelessness  
from 1 day to 25 years, the  
median length of homelessness  
was 1 years.



**1713 Fortview Road  
Austin, TX 78704  
Phone: 512-482-8270  
Fax: 512-478-9077  
thn.org**



Texas Homeless Network



@TXHomeNet